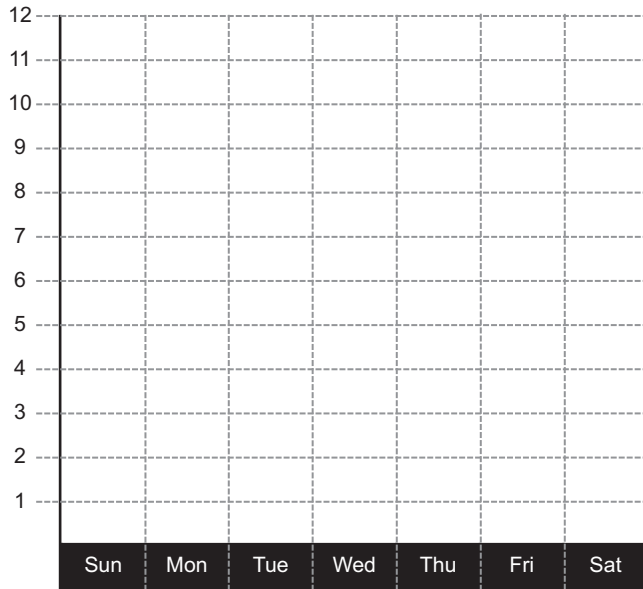




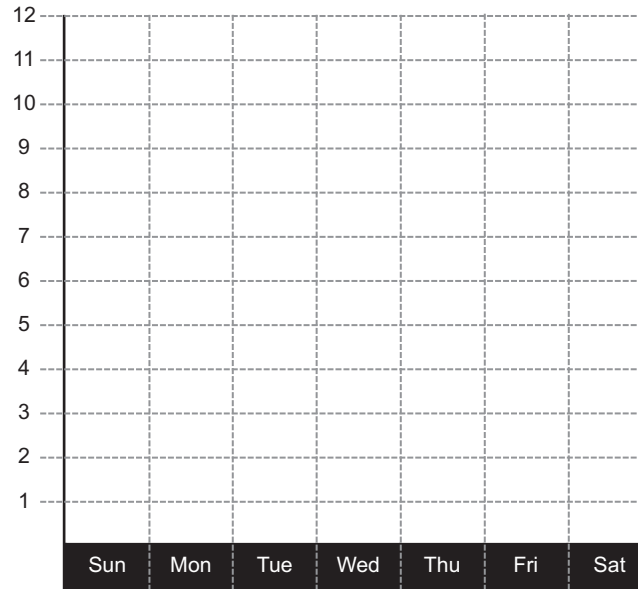
WATER GRAPHS

Using your Water log, graph the total number of times you and your parents drank Water each day. Make sure to match up the Log columns #1, 2 and 3 to the graph numbers 1, 2 and 3. Then answer the questions below.

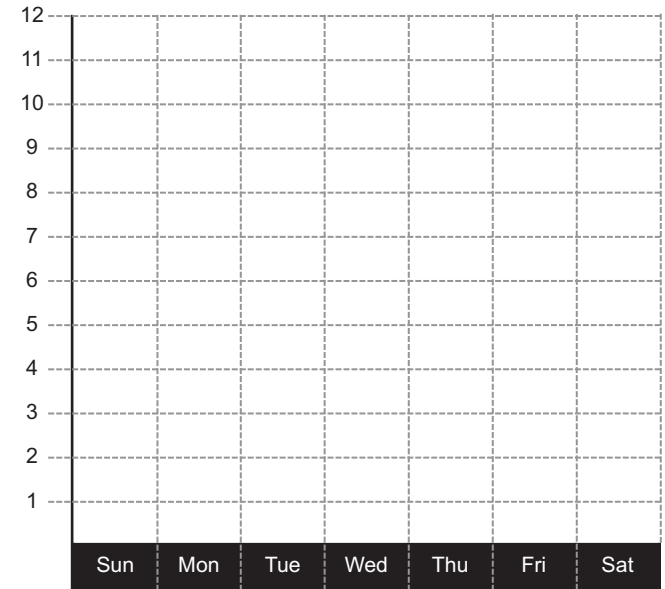
WATER GRAPH - 1



WATER GRAPH - 2



WATER GRAPH - 3



1. What is the average number of times you and your parents drank water each day?

2. What is the mean number of times you and your parents drank water each day?

3. What day did you drink the most water and why?

4. Who drank the most water this week? What is the total number of times that this person drank water this week?

5. What is the combined total number of times that you and your parents drank water this week?

6. How many times did you drink water this week?
