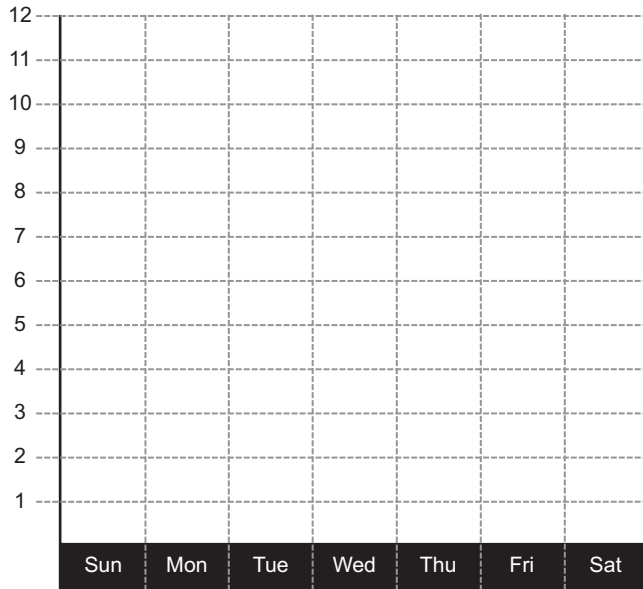




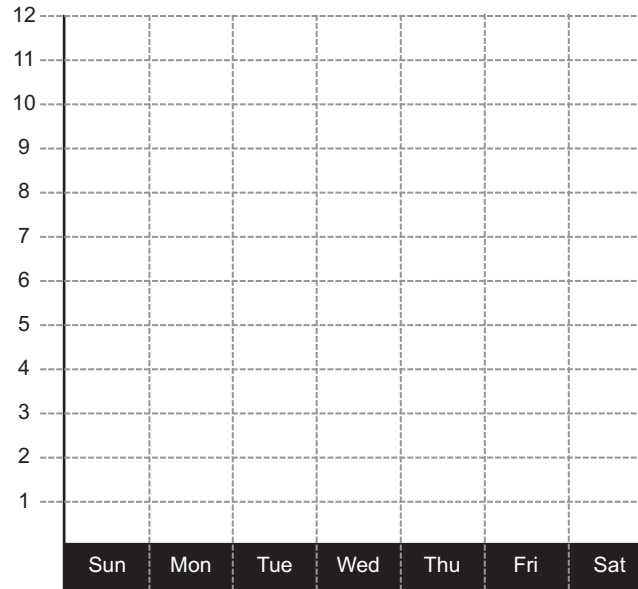
PROTEIN & FAT GRAPHS

Using your Protein & Fat log, graph the total number of times you and your parents ate Protein & Fat foods each day. Make sure to match up the Log columns #1, 2 and 3 to the graph numbers 1, 2 and 3. Then answer the questions below.

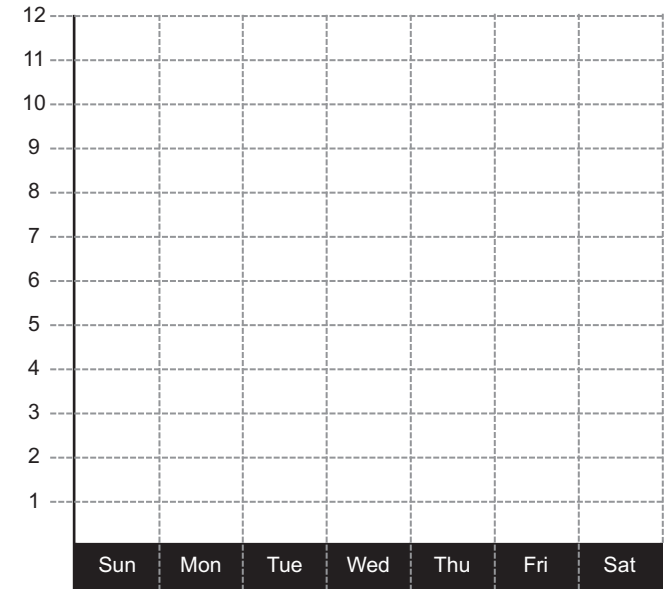
PROTEIN & FAT GRAPH - 1



PROTEIN & FAT GRAPH - 2



PROTEIN & FAT GRAPH - 3



1. What is the average number of times you and your parents ate protein and fat foods each day?

2. What is the mean number of times you and your parents ate protein and fat foods each day?

3. What day did you eat the most protein and fat foods and why?

4. Who ate the most protein and fat foods this week? What is the total number of times that this person ate protein and fat foods this week?

5. What is the combined total number of times that you and your parents ate protein and fat foods this week?

6. How many times did you eat protein and fat foods this week?
