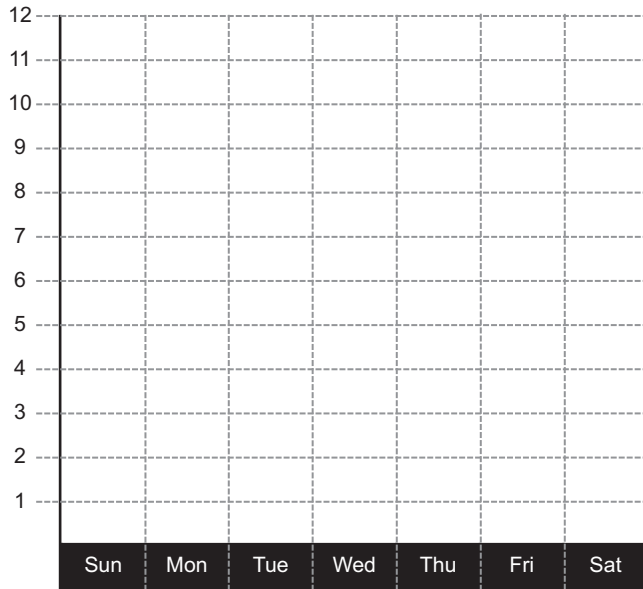




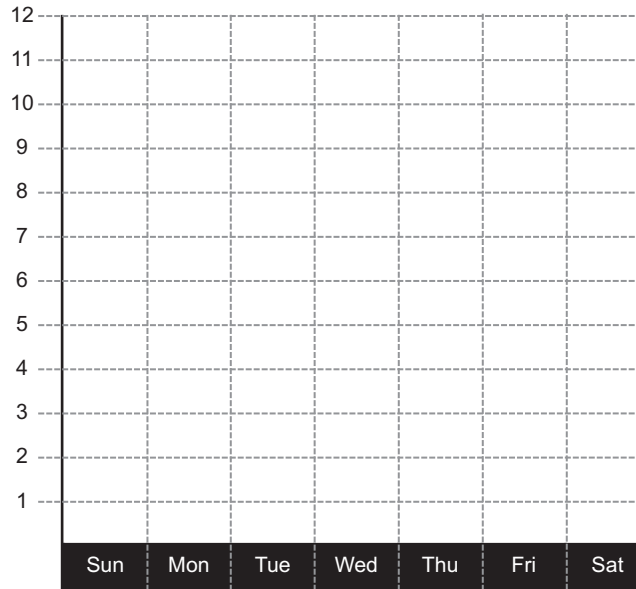
CARBOHYDRATE GRAPHS

Using your Carbohydrate log, graph the total number of times you and your parents ate Carbohydrate foods each day. Make sure to match up the Log columns #1, 2 and 3 to the graph numbers 1, 2 and 3. Then answer the questions below.

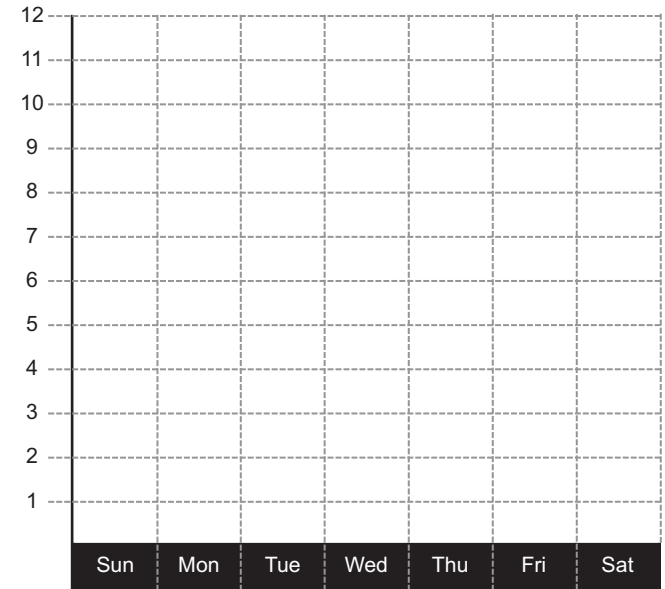
CARBOHYDRATE GRAPH - 1



CARBOHYDRATE GRAPH - 2



CARBOHYDRATE GRAPH - 3



1. What is the average number of times you and your parents ate carbohydrate foods each day?

2. What is the mean number of times you and your parents ate carbohydrate foods each day?

3. What day did you eat carbohydrate foods the most and why?

4. Who ate carbohydrates foods the most times this week? What is the total number of times that this person ate carbohydrate foods this week?

5. What is the combined total number of times that you and your parents ate carbohydrate foods this week?

6. How many times did you eat carbohydrate foods this week?
